



WORKS FOR ME

WORLD'S BEST VACUUMS FOR A CLEAN AND HEALTHY HOME!



MADE IN GERMANY

www.sebo.us

Thank you for considering SEBO products for your home.

Use our website's Dealer Locator to find a SEBO retailer near you, so you can see a demonstration of our "In-store Select" products, which are denoted by this logo. →



TABLE OF CONTENTS



The SEBO
Story
and the
Environment

Pg. 3



Standard
Features
and
Filtration
System

Pgs. 4 & 5



AUTOMATIC
X4, X4 Boost
and X5

Pgs. 6 & 7



ESSENTIAL
G1 and G2

Pgs. 8 & 9



300 and 350
MECHANICAL

Pgs. 10 & 11



370 COMFORT

Pgs. 12 & 13



FELIX 1
Premium

Pgs. 14 & 15



AIRBELT
D1 Kombi and
D4 Premium

Pgs. 16 & 17



AIRBELT
E1 Kombi,
E2 Turbo and
E3 Premium

Pgs. 18 & 19



AIRBELT
K2 Kombi and
K3 Premium

Pgs. 20 & 21



Power Heads,
Central
Vacuum Wand,
and Adapter

Pgs. 22 & 23



Attachments
and
Accessories

Pgs. 24 & 25



DISCO
Suction
Floor
Polisher

Pgs. 26 & 27



DUO
Cleaning

Pgs. 28 & 29

Suction Motor
Brush Motor
Belt Guarantee
Bag Capacity
Handle Weight
Body Weight
Cord Length
Sound Level
Other Specs

Technical
Specifications

Pgs. 30 & 31

THE SEBO STORY

In 1978, two engineers founded SEBO in Velbert, Germany. Since then, SEBO has become the most important manufacturer of high-quality, commercial vacuum cleaners in the world, with sales in Europe, Asia, Africa and North America. Millions of SEBO vacuums have been sold to hotels, hospitals, schools . . . even The White House!

SEBO's first shipment to the U.S.A. was in 1979, which was for commercial-cleaning customers, followed by its duo-P Cleaning Powder in 1984, and its household vacuums were launched in 1997. Today, SEBO stands as a synonym for high-quality vacuums in commercial and retail markets worldwide.



SEBO was the WORLD'S FIRST Vacuum Manufacturer to Introduce:

- An integrated suction hose on an upright vacuum.
- A timing-belt-driven brush with clutch protection.
- A dust bag that fills from the top, followed by a microfilter and then the motor.
- An electrostatic microfilter.
- An electronic brush control and safety shut off.
- A soft bumper on a canister vacuum, which protects furniture and walls from damage.
- An electronically controlled automatic height adjustment, S-class filtration, and a detail wand with telescopic hose. To this day, the most modern vacuum cleaner in the world!

THE ENVIRONMENT

Buy Your New Vacuum with a Green and Clean Conscience!

There is more to being environmentally aware than just looking at energy ratings . . . friends of the environment also want their new appliances to be responsibly manufactured. Everyone knows to look for efficiency when it comes to buying new appliances for the home, but what about the amount of energy consumed in their production and distribution? Sometimes, this can far exceed the energy used during the entire lifespan of a product.

Made in Germany, using locally sourced materials and components, SEBO vacuum cleaners are built to last and are manufactured in an environmentally responsible way that reduces waste and uses fewer resources. Plastic is recycled into new components, and the SEBO factory is completely self-sustaining with respect to electricity. Its combined heat and power system produces the electricity required to run the factory's machinery. The warm air and water created by the system's generators are then used to heat the factory and warehouse.

For SEBO, reducing the carbon footprint of a product starts in the initial design process. An important consideration is to ensure that products pack into the smallest possible cartons, and that carton sizes allow the maximum number of machines to fit on a pallet. Most SEBO packaging is made from unbleached, recycled cardboard, and waste paper from the offices is shredded and re-used for packing.



Even deliveries are carefully planned, to ensure delivery trucks are running economically and are filled to capacity.

Water resources are also conserved at the SEBO factory. Rainwater is collected from the roof, then filtered and stored, to be used in production and within the factory washrooms, saving the unnecessary use of treated drinking water.

The factory and offices are designed to use natural light as much as possible, avoiding artificial lighting and the associated power consumption. And work hours are scheduled to make use of daylight hours; this also improves the working environment for employees.

STANDARD FEATURES OF SEBO VACUUM CLEANERS

Designed and Manufactured in Germany – Legendary quality, reliability and performance make SEBO vacuums the first choice of cleaning professionals throughout the world.

World's Best Pet Vacuums – Because of superior power-head and brush-roller technology, SEBO vacuums are the world's best for pet hair removal!



Rubber Wheels and Soft Bumpers Protect Homes –

Smooth-gliding, rubber wheels protect hard floors and provide exceptional maneuverability. In addition, the bumpers that surround the power heads and the soft AIRBELT bumpers that surround SEBO's canisters protect furniture, walls, and vacuum housings from incurring scuffs and scratches during use.



Advanced, Brush-Roller Technology – SEBO's brush rollers are uniquely designed to funnel hair and debris into the power head's airflow channel, which improves vacuum cleaning performance on all flooring surfaces.



Excellent for Users With Allergies or Asthma – The British Allergy Foundation recommends SEBO filters.

Tightly Sealed Vacuums Ensure Effective Filtration –

Dirty air, which flows through a vacuum, can only be filtered completely if it does not escape into the room through seams or seals in the machine. This is why all SEBO vacuums have tight seals throughout.



Many vacuum companies with high-filtration claims are actually quoting specifications made by the manufacturer of the filter material, as measured in the laboratory, not the filtration effectiveness of the vacuum itself while operating. Whether or not dirty air can escape through leaks in the body of the machine is not considered. The filtration effectiveness of SEBO vacuums is tested while they operate.

Changing Bags is Easy and Clean – SEBO filter bags can be changed in just a few seconds, and a hygiene cap keeps dust sealed inside during removal and disposal.



Save Money! SEBO Vacuums Last for Years and Extend Carpet Life! – If properly maintained, SEBO vacuums save ordinary, residential users hundreds of dollars, by providing excellent performance for ten to fifteen years or more, and their deep-cleaning, power-brush technology extends the life of carpets. Typical vacuums perform poorly, even when new, and usually do not last beyond two years. So six or seven "disposable vacuums" must be purchased during the average life expectancy of just one SEBO machine.

Reliable, Commercial-grade Components – All SEBO

vacuums are constructed with thick, reinforced, ABS plastic, aluminum and metal parts, steel axles and bearings, and high-end, quality motors. Therefore, SEBO users own reliable, long-lasting vacuum cleaners. Competing vacuums are made with thin, flimsy, inexpensive, plastic materials, none of which are reinforced, and typically have useful lifespans of one or two years.



Incredible Warranty Coverage – All SEBO models include a FREE seven-year warranty on the motor and five-years on non-wear parts and labor charges. The AUTOMATIC X models also offer a lifetime belt warranty.

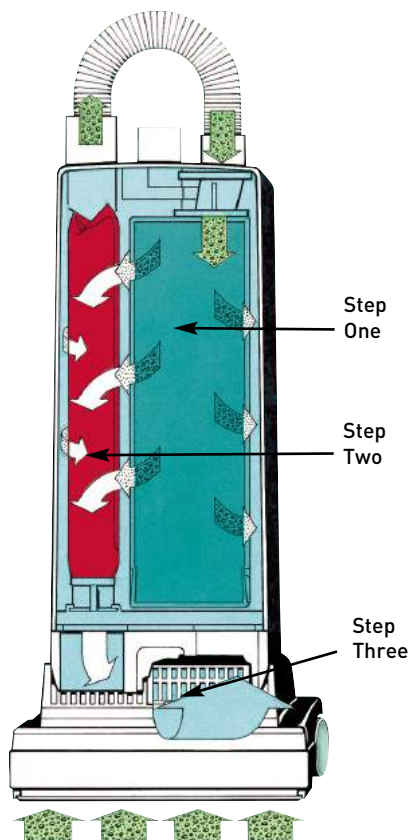


SEBO's FILTRATION SYSTEM

Bagged vs. Bagless . . . Bags are Better! – Top-fill, three and four-layer Ultra Bags are an integral part of SEBO's filtration system because they hold virtually all the dirt captured by the vacuum, which improves the effectiveness and useful life of the microfilters. They also ensure continuously strong suction because dirt enters from the top, deposits at the bottom, accumulates upward, and air exits through the sides, which allows unimpeded airflow as they fill to capacity. And they can be tightly sealed with a hygiene cap when full, so no dust can escape into the air during bag removal and disposal.



In contrast, without bags to hold nearly all the captured dirt, the microfilters on bagless vacuums quickly clog from excessive dirt build-up and must be replaced often, or a loss of suction and cleaning effectiveness will occur. In addition, dust and other allergens become airborne when emptying bagless dirt containers. Lastly, bagless vacuum microfilters are expensive, usually costing more than a multi-year supply of SEBO filter bags.



SEBO vacuums offer the following types of filtration configurations:

S-class, Pre-motor and/or Exhaust Microfilters – S-class, Pre-motor and Exhaust Microfilters (S = "Schwebstoff" = airborne particles) are made from electrostatically charged, micro-fiber material, which attracts and captures dust particles from the airflow of the vacuum before and after it passes over the motor to cool it. Cooling the motor with super-clean air increases motor life and reduces the possibility of maintenance, even after many years of use. Also, the exhaust air is cleaned to the highest level before being emitted from the machine. The S-class Standard requires filters to absorb greater than 99.9% of particles down to 0.3 microns in diameter. For comparison, 100 microns is the diameter of a human hair. Their advantages are a relatively open texture that allows smoother airflow for better suction performance, a longer life expectancy, and they cost less than HEPA filters.



HEPA, Pre-motor and/or Exhaust Microfilters (Optional) –

HEPA Microfilters ("High Efficiency Particulate Air") remove a minimum of 99.97% of all airborne particulate matter down to 0.3 microns in diameter. Because these filters use small, grid-like structures to capture dust particles, dirt build-up clogs the airflow pathway sooner than what is expected from S-class microfilters. However, SEBO's HEPA microfilters are sold along with three or four-layer "Ultra Bags," which provide highly effective filtration before the airflow goes through the HEPA microfilter, greatly increasing life expectancy and reducing the potential of diminished air flow.



SEBO AUTOMATIC X4, X4 Boost and X5

The AUTOMATIC X is the world's most technically advanced and uniquely easy-to-use vacuum cleaner! With two power head widths, the 12-inch X4 and 15-inch X5 feature truly automatic height adjustment, using an electronic controller that measures the resistance of the spinning brush roller against the floor, and then it signals up or down adjustments, which ensures optimal performance on both carpets and hard floors. The user is also alerted to clogs, a worn brush, or a full bag, and the vacuum automatically shuts off when brush obstructions occur, to protect the motor and belts from damage. The X also has an instant-use cleaning wand and suction hose, a lifetime belt warranty, tool-free brush roller removal, a 40-foot power cord, and three on-board attachments. The new X4 Boost model offers a choice between two levels of automatic brush agitation! The default setting is perfect for most flooring types, but by activating the Boost Button, greater resistance against the spinning brush roller is allowed before height adjustments are made, which causes more aggressive brush action.

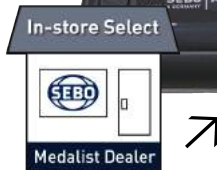
Standard Features on Page 4.

Low, 5½-inch Profile – Lower the handle flat to the floor to clean under beds, or lower it to the intermediate stop position to maneuver over rugs. Depress the foot pedal again to bypass the intermediate stop position, or close this position by moving the orange, handle-position slider.



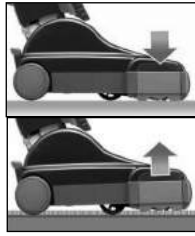
Instant-use Wand and Suction Hose – The integrated, instant-use wand and suction hose are always ready. Just pull out either tool to clean hard-to-reach corners, edges and crevices. The wand and hose together have an eight-foot reach. The suction hose is ideal for cleaning furniture. And an optional nine-foot extension hose is available, which creates a total hose length of 15 feet . . . perfect for cleaning stairs. Choose from a range of optional attachments that can be fitted to the wand or hose!

Three-step, Hospital-grade Filtration – It features an S-class, pre-motor micro-filter, a three-layer Ultra Bag, an exhaust filter, and a tightly-sealed casing, which prevents dirty air from escaping through its seams.



Automatic Height Adjustment: From Hard Floors to Carpets –

The electronic controller adjusts the power head up or down to the appropriate brush height, providing optimal cleaning of both carpets and hard floors. The “sealing strip,” located behind the brush, improves hard floor cleaning performance by channeling the airflow and preventing debris kickback.



Brush Adjustment Indicator Lights – Two green lights, one for “up” and one for “down,” illuminate to indicate when the power head is adjusting the brush height to the proper cleaning level. Optimal cleaning effectiveness occurs when both lights are off.



Brush Obstruction Light with Automatic Shut Off – If an obstruction jams the brush roller, the red “check brush” warning light flashes quickly, the brush roller immediately stops spinning, and the vacuum shuts off. This feature prevents the belts from breaking and protects the motor and carpet from damage.



Worn Brush Light. Easy Brush Removal and Cleaning –

When the brush roller’s bristles are worn to a point that brush agitation is less effective, the red “check brush” warning light remains illuminated during use. (The vacuum continues to operate; it will not automatically shut off.) When needed, installing a new brush roller or cleaning hair or other debris from a used brush is quick and easy, and no tools are required!



Stationary Use Light – When the vacuum is stationary in its upright, handle-locked position, the power head adjusts upward to the height necessary (or to its highest possible level) to disengage the spinning brush roller from the floor. However, if the brush remains in contact with carpet fibers, despite the power head’s upward adjustment, the red “check brush” warning light flashes to alert the user to avoid potential carpet marking from excessive use time in a stationary position. Usually, very high-pile carpets cause this situation, or the vacuum is tilted forward, toward the brush roller, while using the cleaning wand and/or hose. The solution is to tilt the locked, upright handle backward, such that the brush is raised above the carpet pile.

Full Bag or Clog Light with Automatic Shut Off – When a full bag, a clog in the airflow pathway, or an excessively dirty microfilter is detected, the red “bag full or clog” warning light illuminates, the vacuum automatically shuts off after 30 seconds, and then the warning light starts continuously flashing. This feature prevents overheating and motor damage from a lack of adequate airflow.

Combination Carrying Handle with Rotating Cord Hook – It’s easy to carry the vacuum or quickly unwind the cord, using its unique handle with integrated, rotating cord hook.



Three On-board, Full-size Tools. Large Filter Bag – The vacuum includes a crevice tool, dusting brush, upholstery nozzle, and a large 1.4-gallon filter bag. Also, many optional accessories are available.

Lifetime Belt Warranty – The AUTOMATIC X’s heavy-duty, geared belts should last the life of the machine!

Forty-foot Cord – A 40-foot power cord saves time, by reducing the number of electrical outlet changes needed during use.

Two Power Head Widths. One or Two-sided Edge Cleaning –

The AUTOMATIC X4 is 12 inches wide, with a cleaning path of 10½ inches and one-sided edge cleaning. The AUTOMATIC X5 is 15 inches wide, with a cleaning path of 14 inches and two-sided edge cleaning.

Protective, Rubber-coated Wheels – Its wheels protect all floor surfaces and provide smooth maneuverability.

Easy Maintenance – The clog removal door, replaceable brush roller, and “sealing strip” are easy to access.



Attachments			
Included			
	Crevice Tool #1092GS	Dusting Brush with Horsehair Bristles #1387GS	Upholstery Nozzle #1491GS
Color Exceptions: X4 Black - Crevice Tool #1092SW & Upholstery Nozzle #1491SW			
Optional Three-piece Kit			
	20" Extension Wand* #1084GS	9-Foot Extension Hose* #1495AM	Parquet Brush* #1359GS
*All three items are available individually or as a three-piece attachment kit, #1991AM.			
Additional Options			
	Radiator Brush #1496GS	Flat Upholstery Nozzle #1090HG	Wall and Floor Brush #1325GS
			Hand-held Turbo Brush #6179ER
Bags, Filters, Accessories and Wear Items			
10 Filter Bags** #5093AM	S-class, Pre-motor Microfilter** #5036AM	HEPA Service Box #5827ER	HEPA Service Box #5827ER
			HEPA Service Box contains 8 Ultra Bags, an Exhaust Filter and a HEPA, Pre-motor Microfilter
Sealing Strip** 12" #5400-1 15" #5400-2	Exhaust Filter** #5143	S-class, Charcoal, Anti-odor, Pre-motor Microfilter #5425AM	SEBO FRESH 1 Pkg. of 5 #0496AM
	**All four items are also available as a Service Box #5828ER containing 10 Filter Bags, an Exhaust Filter, an Electrostatic Microfilter and a Sealing Strip.		
Service Box #5828ER	**All four items are also available as a Service Box #5828ER containing 10 Filter Bags, an Exhaust Filter, an Electrostatic Microfilter and a Sealing Strip.		
	12" Brush Roller #5010AM	15" Brush Roller Set #5290AM	

SEBO ESSENTIAL G1 and G2

The sturdy ESSENTIAL G is a technically advanced, upright vacuum cleaner that will provide years of reliable use! It has four-level, manual brush height adjustment and comes in two power-head widths . . . the 12-inch G1 and the 15-inch G2. They clean carpets and hard floors and have excellent pet-hair removal. The G also features an electronic controller that acts as a brain, alerting the user to a worn brush, or when brush height is set too high for optimal cleaning. It even automatically shuts off the vacuum when a full bag, a clog, or a brush-roller obstruction occurs, which protects the motor, belts, and carpet from damage. The Gs are powerful, yet quiet, and will provide years of reliable use! They also have an instant-use cleaning wand and suction hose, an exterior housing with a scratch and scuff-resistant matte finish, tool-free brush roller removal, a 40-foot power cord, three on-board attachments, and protective rubber-coated wheels.

Standard Features on Page 4.

ESSENTIAL G1
Gray
#9591AM



ESSENTIAL G2
Gray
#9592AM



Instant-use Wand and Suction Hose – The integrated, instant-use wand and suction hose are always ready. Just pull out either tool to clean hard-to-reach corners, edges and crevices. The wand and hose together have an eight-foot reach. The suction hose is ideal for cleaning furniture. And an optional nine-foot extension hose is available, which creates a total hose length of 15 feet . . . perfect for cleaning stairs. Choose from a range of optional attachments that can be fitted to the wand or hose!

Low, 5½-inch Profile – Lower the handle flat to the floor to clean under beds, or lower it to the intermediate stop position to maneuver over rugs. Depress the foot pedal again to bypass the intermediate stop position, or close this position by moving the orange, handle-position slider.



Three-step, Hospital-grade Filtration – It features an S-class, pre-motor microfilter, a three-layer Ultra Bag, an exhaust filter, and a tightly-sealed casing, which prevents dirty air from escaping through its seams.

Four-level, Manual Brush Height Adjustment – The brush height can be manually adjusted up or down for optimal cleaning effectiveness.

Brush Obstruction Light with Automatic Shut Off – If an

obstruction jams the brush roller, the red “check brush” warning light flashes quickly, the brush roller immediately stops spinning, and the vacuum shuts off. This feature prevents the belts from breaking and protects the motor and carpet from damage.



Incorrect Height Setting or Worn Brush Light – When brush height is set too high for optimal cleaning, or when the brush roller should be replaced due to reaching maximum bristle wear, the red “check brush” warning light remains illuminated during use. (The vacuum will not automatically shut off.) The light shuts off when the condition is corrected, ensuring consistently effective brush agitation of the carpet pile.

Easy Brush Removal and Cleaning –

Cleaning hair or other debris from the brush roller, or replacing it when its bristles are worn, is quick and easy, and no tools are required! This feature ensures consistently effective brush agitation of the carpet pile.



Full Bag or Clog Light with Automatic Shut Off – When a full

bag, a clog in the airflow pathway, or an excessively dirty microfilter is detected, the red “bag full or clog” warning light illuminates, the machine automatically shuts off after 60 seconds, and then the warning light starts continuously flashing. This feature prevents overheating and motor damage from a lack of adequate airflow.



Soft-start Feature – The vacuum’s gradual power-up capability extends motor life.

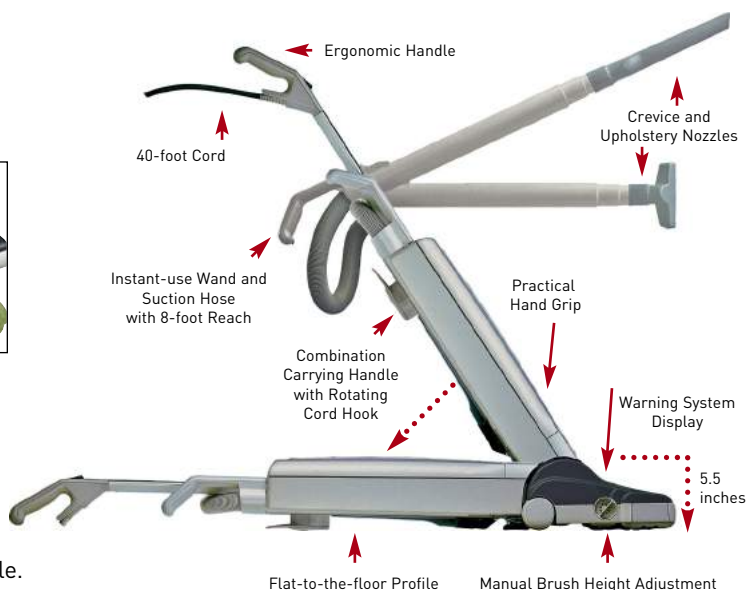
Durable Matte Finish – The ESSENTIAL G has an exterior housing with a special matte finish that is extra scratch and scuff-resistant, so it looks great even after years of use.

Combination Carrying Handle with Rotating Cord Hook – The vacuum is easy to carry or quickly unwind the cord, using its unique handle with integrated, rotating cord hook.

Three On-board, Full-size Tools. Large Filter Bag – The G machine includes a crevice tool, dusting brush, upholstery nozzle, and a large 1.4-gallon filter bag. Also, many optional accessories are available.

Two Power Head Widths with One-sided Edge Cleaning – The ESSENTIAL G1 is 12 inches wide with a 10½-inch cleaning path. The ESSENTIAL G2 is 15 inches wide with a 13½-inch cleaning path. Both heads have one-sided edge cleaning.

Durable, Heavy-duty Belts – The reinforced, geared belts do not slip or stretch, resulting in a more efficient use of power, and they should last the life of the machine.



Forty-foot Cord – A 40-foot power cord saves time, by reducing the number of electrical outlet changes needed during use.

Protective, Rubber-coated Wheels – Its wheels protect all floor surfaces and provide smooth maneuverability.

Easy Maintenance – The ESSENTIAL G’s clog removal door and replaceable brush roller are easy to access.



Attachments			
Included	Crevice Tool #1092JE	Dusting Brush with Horsehair Bristles #1387GS	Upholstery Nozzle #1491JE
Optional Three-piece Kit	20" Extension Wand* #1084GS	9-Foot Extension Hose* #1495AM	Parquet Brush* #1359GS
*All three items are available individually or as a three-piece attachment kit, #1191AM.			
Additional Options	Radiator Brush #1496GS	Flat Upholstery Nozzle #1090HG	Wall and Floor Brush #1325GS
			Hand-held Turbo Brush #6179ER
Bags, Filters, Accessories and Wear Items			
10 Filter Bags #5093AM	Exhaust Filter #2846	S-class, Pre-motor Microfilter #5036AM	S-class, Charcoal, Anti-odor, Pre-motor Microfilter #5425AM
12" Brush Roller #5010AM	15" Brush Roller #2838AM	SEBO FRESH 1 Pkg. of 5 #0496AM	

SEBO 300 and 350 MECHANICAL

The MECHANICAL series are commercial-grade, upright vacuum cleaners that provide the utmost in reliability, durability and cleaning effectiveness! There are two models, offering a choice between power head widths: the 12-inch 300 MECHANICAL and the 14-inch 350 MECHANICAL. They were designed to clean carpets and hard floors, along with superb pet hair removal. To maximize durability, these vacuums are entirely mechanical, instead of electronic. In addition, all electrical components are located in the power head, with none in the bag housing or handle, thereby minimizing electrical connectors and further improving reliability. This also means that the on/off switch is located on the power head, so the user's foot can easily activate it. Plus, the power cord is externally located, which allows instant, tool-free removal and replacement. All this, along with simple access to most machine parts, means that maintenance is quick and easy.

Standard Features on Page 4.

Low, 6½-inch Profile – Its low, flat-to-the-floor profile makes cleaning under furniture easy!

Instant-use Wand and Suction Hose – The integrated, instant-use wand and suction hose are always ready. Just pull out either tool, or both together, to clean hard-to-reach corners, edges and crevices. The wand and hose together have an eight-foot reach. The suction hose is ideal for cleaning furniture. And an optional nine-foot extension hose is available, which creates a total hose length of 15 feet . . . perfect for cleaning stairs. Choose from a range of optional attachments that can be fitted to the wand or hose!

300 MECHANICAL
Dark Gray
#91303AM

350 MECHANICAL
Dark Gray
#91313AM



Four-level, Manual Brush Height with Innovative Wand Adjustment Technique – For optimal cleaning effectiveness, the brush height has four levels, which the user can adjust, while standing upright, by using the cleaning wand as a convenient aid.

Brush Obstruction Indicator with Automatic Shut Off – If an obstruction jams the brush roller, an indicator window notifies the user, the brush roller immediately stops spinning, and the machine shuts off. This feature prevents the belts from breaking and protects the motor and carpet from damage.



Easy Brush-roller Strip Removal and Cleaning – The MECHANICAL has tool-free brush-strip removal, so cleaning hair build-up or replacing it when the bristles are worn is quick and easy. This is part of its heavy-duty sealed brushing mechanism, which provides extra rugged durability, and ensures consistently effective brush agitation of the carpet pile.



Easy External Power Cord Replacement with Integrated Strain Relief – A damaged power cord can be quickly replaced without tools or a technician, and it is protected from excessive strain during use by a unique cord-lock mechanism in the handle. This saves time and money.

Full Bag or Clog Indicator – When a full bag, a clog in the airflow pathway, or an excessively dirty microfilter is detected, an indicator window located on the bag housing fills with orange color and a bypass valve opens, to prevent overheating and motor damage from a lack of adequate airflow.

Foot Pedal Stress Release – The quick-release foot pedal maximizes durability, by relieving excessive stress or force on the handle and bag housing, when it's in the upright, locked position.



Two Power Head Widths with One-sided Edge Cleaning – The MECHANICAL 300 is 12 inches wide with a cleaning path of 10½ inches. The MECHANICAL 350 is 14 inches wide with a cleaning path of 12½ inches. Both heads have one-sided edge cleaning.



Convenient Carrying Handle – The vacuum is easy to carry with the convenient handle located on the top side of the bag housing.

Three On-board, Full-size Tools – The MECHANICAL comes standard with a crevice tool, dusting brush, and upholstery nozzle. Also, many optional accessories are available.

Rotating Cord Hook – Quickly unwind the power cord using its unique rotating hook.

Thirty-nine-foot Cord – A 39-foot power cord saves time, by reducing the number of electrical outlet changes needed during use.

Protective, Rubber-coated Wheels – Its wheels protect all floor surfaces and provide smooth maneuverability.

Huge, 1.4-gallon Filter Bag – The large-capacity filter bag is convenient and economical because fewer bag changes are needed. And closing its hygiene cap prevents dust from escaping during bag removal or disposal.

Durable, Heavy-duty Belts – The reinforced, geared belts do not slip or stretch, resulting in a more efficient use of power, and they should last the life of the machine.

Three-step, Hospital-grade Filtration – It is equipped with an S-class, pre-motor microfilter, a three-layer Ultra Bag, and an S-class or optional HEPA, exhaust microfilter. This system provides long-lasting filtration with smooth airflow, excellent suction performance, and meets the special demands of users with allergies or asthma.



Easy Maintenance – The clog removal door and brush-roller strip are easy to access on the power head.

Attachments			
Included			
Optional Three-piece Kit			
*All three items are available individually or as a three-piece attachment kit, #1991AM.			
Additional Options			
Bags, Filters, Accessories and Wear Items			

SEBO 370 COMFORT

The heavy-duty 370 COMFORT is a two-motor, upright vacuum cleaner with separate suction and brush motors. It is ultra-quiet and designed to provide many years of trouble-free operation. Its aggressive 14-inch-wide power head has four-level, manual brush height adjustment and was designed to clean carpets, but it performs well on most hard floors and has excellent pet hair removal! The 370 features an electronic controller that alerts the user to problems, such as a clog, worn brush, full bag, and when brush height is set too high for optimal cleaning. Additionally, the brush roller shuts off automatically when it is obstructed, to protect the motor, belt, and carpet from damage. The vacuum also has an instant-use cleaning wand and suction hose with an eight-foot reach, tool-free brush strip removal, a 39-foot power cord, and three on-board attachments. This commercial-grade upright is perfect for large carpeted areas, and the extension side of the power head's L-shaped contour makes cleaning under counters and along walls easy! Additional features include a giant 1.4-gallon bag, protective rubber-coated wheels, and a low 5.5-inch cleaning profile that fits under beds and furniture.

Standard Features on Page 4.



Instant-use Wand and Suction Hose – The integrated, instant-use wand and suction hose are always ready. Just pull out either tool to clean hard-to-reach corners, edges and crevices. The wand and hose together have an eight-foot reach. The suction hose is ideal for cleaning furniture. A nine-foot extension hose is available, which creates a total hose length of 15 feet . . . perfect for cleaning stairs. Choose from a range of optional attachments that can be fitted to the wand or hose!

Flat-to-the-floor, 5½-inch Profile – Its low profile makes cleaning under furniture and beds easy!

Three-step, Hospital-grade Filtration – It features an S-class, pre-motor microfilter, a three-layer Ultra Bag, an exhaust filter, and a tightly-sealed casing, which prevents dirty air from escaping through its seams.




Huge, 1.4-gallon Filter Bag – The large-capacity filter bag is convenient and economical because fewer bag changes are needed. And closing its hygiene cap prevents dust from escaping during bag removal or disposal.

Brush Obstruction Light with Automatic Shut Off –

If an obstruction jams the brush roller, a red warning light on the power head illuminates, and the brush roller immediately stops spinning. This prevents the belt from breaking and protects the motor and carpet from damage.



Incorrect Height Setting or Worn Brush Light – When brush height is set too high for optimal cleaning or when the brush strip should be replaced due to reaching maximum bristle wear, a red warning light remains illuminated during use. (The vacuum will not automatically shut off.) The light shuts off when the condition is corrected, ensuring consistently effective brush agitation of the carpet pile.



Easy Brush Strip Removal and Cleaning – Cleaning hair or debris from the brush strip, or replacing it when the bristles are worn, is quick and easy, and no tools are required! This feature ensures consistently effective brush agitation of the carpet pile. The 370's sealed brush-roller mechanism, with removable brush strip, provides extra rugged durability.



Two-motor Design. Automatic Brush Shut Off During Stationary Use – The 370 operates using two motors: a 1,300-watt motor for suction and a 175-watt motor to power the spinning brush roller. Thus, when the handle is in the upright, locked position, the vacuum's brush roller automatically shuts off, but suction remains on, so stationary cleaning using the wand and/or hose can be done for an extended period of time.

Full Bag or Clog Warning Light – When a full bag, a clog in the airflow pathway, or an excessively dirty microfilter is detected, a red warning light on the bag housing illuminates and an airflow bypass valve opens. This feature prevents overheating and motor damage from a lack of adequate airflow.



Durable, Heavy-duty Belt – The reinforced, geared belt does not slip or stretch, resulting in a more efficient use of power, and it should last the life of the machine.

Wide Power Head with One-sided Edge Cleaning – The 14-inch-wide power head with a 12½-inch cleaning path is perfect for larger homes, and its L-shape provides excellent maneuverability around furniture and under cabinets. The extension side of the head cleans to the edge.

Four-level, Manual Brush Height Adjustment – The brush height can be manually adjusted up or down for optimal cleaning effectiveness.



Three On-board, Full-size Tools – The 370 includes a crevice tool, dusting brush, and upholstery nozzle. Optional accessories are available.



Thirty-nine-foot Cord – A 39-foot power cord saves time, by reducing the number of electrical outlet changes needed during use.

Protective, Rubber-coated Wheels – The 370's wheels protect all floor surfaces and provide smooth maneuverability.

Combination Carrying Handle with Rotating Cord Hook – The vacuum is easy to carry or quickly unwind the cord, using its unique handle with integrated, rotating cord hook.



Attachments			
Included			
Optional Three-piece Kit			
*All three items are available individually or as a three-piece attachment kit, #1991AM.			
Additional Options			
Bags, Filters, Accessories and Wear Items			

SEBO FELIX 1 Premium

The stylish FELIX offers all the flexibility of a canister vacuum cleaner in an upright configuration! It has highly maneuverable, 180° steering ability, a convenient instant-use suction hose, an ultra-modern filtration system, and a detachable suction unit, with variable suction control, that becomes a hand-held vacuum. It includes the 12-inch-wide ET-1 power head, with four-level manual height adjustment, that cleans both carpets and hard floors and easily removes pet hair. In addition, its spinning brush roller can be shut off to clean delicate rugs and hard floors with straight suction. The power head features tool-free brush roller removal, plus a user warning light that illuminates when brush height is set too high for optimal cleaning or the bristles are worn, and when automatic shut off occurs due to brush roller obstructions. There are two on-board attachments and a hard-floor parquet brush. Amazingly, the FELIX can even morph into a hard-floor polisher by attaching SEBO's DISCO head.

Standard Features on Page 4.

Multi-surface Cleaning Capabilities – With a power head for carpets and a parquet brush for hard floors, the FELIX provides all the cleaning flexibility of a canister vacuum, and it can morph into a hard-floor polisher by adding a DISCO head.

A Power Head, Two On-board Tools, Plus a Parquet Brush – Along with its commercial-quality ET-1 power head, it also comes standard with a crevice tool, upholstery nozzle, and a hard-floor parquet brush.

Flat-to-the-floor, 6-inch Profile – The vacuum's low profile makes cleaning under furniture and beds easy!

Three-step, Hospital-grade Filtration – The FELIX features a pre-motor filter, a three-layer Ultra Bag, and an S-class, exhaust microfilter.

Large-capacity Filter Bag – The .92-gallon, three-layer Ultra Bag is convenient and economical because fewer bag changes are needed. And closing its hygiene cap prevents dust from escaping during bag removal or disposal.



FELIX 1 Premium Rosso #9809AM

FELIX 1 Premium Onyx #9807AM

FELIX 1 Premium Arctic White #9808AM



Full Bag or Clog Indicator – When a full bag, a clog in the airflow pathway, or an excessively dirty microfilter is detected, an indicator window on the bag housing lid fills with orange color and an airflow bypass valve opens, to prevent overheating and motor damage from a lack of adequate airflow.



Superb Steering Ability – A unique, 180° turning power head offers excellent maneuverability around and under furniture.

Protective, Rubber-coated Wheels – Its wheels protect all floor surfaces and provide smooth maneuverability.

Variable Suction Control on Handle with Soft Start – The user can select the suction power needed, from curtains to carpet. And its gradual power-up extends motor life.



Three-level, Adjustable Handle – This feature provides compact storage, maneuverability when the suction unit is detached, and easy adjustment to user height requirements.

Instant-use Suction Hose – The integrated, instant-use suction hose is always ready! Just pull it out to clean corners, crevices or furniture. Two on-board tools and a range of attachments can be fitted to the hose, such as a 20-inch wand for cleaning hard-to-reach areas, or a nine-foot extension hose, which creates a total length of 15 feet, is perfect for cleaning stairs.



Detachable Suction Unit Creates a Hand-held, Portable Vacuum – By removing its power head, the FELIX instantly transforms from an upright floor vacuum into a handheld portable vacuum, ideal for cleaning stairs, upholstery, and car interiors. It can be easily carried using its alternative side handle or its shoulder-strap attachment.



Thirty-one-foot Cord with Rotating, Quick-release Hook – It is easy to quickly unwind the power cord by rotating the hook!

Easy Maintenance – The clog removal door and replaceable brush roller are easy to access on the power head.

Innovative Exhaust Filter – Behind the stylish surface hides an ultra-modern, S-class, exhaust microfilter that not only provides excellent filtration, but it also absorbs motor noise, resulting in extremely quiet operation.

Power Head with One-sided Edge Cleaning – The power head is 12 inches wide with a 10½-inch cleaning path.

Four-level, Manual Height Adjustment – The brush height can be adjusted up or down for optimal cleaning effectiveness.

Brush Obstruction Light with Automatic Shut Off –

If an obstruction jams the brush roller, a red warning light on the power head flashes and the brush roller stops spinning. This feature prevents the belt from breaking and protects the motor and carpet from damage.



Incorrect Height Setting or Worn Brush Light –

When brush height is set too high for optimal cleaning, or when the brush roller should be replaced because of reaching maximum bristle wear, a red warning light on the power head remains illuminated during use. The light shuts off when the condition is corrected.

Easy Brush Removal and Cleaning –

Cleaning hair or other debris from the brush roller, or replacing it when its bristles are worn, is quick and easy, and no tools are required! This feature ensures consistently effective brush agitation of the carpet pile.



Manual and Automatic Brush Shut Off – The FELIX can clean delicate rugs or hard floors with straight suction because the brush roller can be manually switched off, by pressing the green illuminated on/off button located on the power head. Also, the brush roller automatically shuts off when the suction hose is removed from its housing port, or when the handle is in its upright, locked position.

Attachments			
Included			
	12" Power Head	Crevice Tool #1092JE	Upholstery Nozzle #1491JE
		Parquet Brush #7200GS	
Exceptions: Crevice Tool - Onyx #1092SW, Rosso #1092GS Upholstery Nozzle - Onyx #1491SW, Rosso #1491GS			
Optional Three-piece Kit			
	20" Extension Wand* #1084GS	9-Foot Extension Hose* #1495AM	Dusting Brush* with Horsehair Bristles #1387GS
	*All three items are available individually or as a three-piece attachment kit, #1998AM.		
Additional Options			
	Radiator Brush #1496GS	Flat Upholstery Nozzle #1090HG	Kombi Nozzle #7260GS
		Hand-held Turbo Brush #6179ER	
Bags, Filters, Accessories and Wear Items			
8 Ultra Bags #7029ER	Motor Protection Filter #7012ER	Anti-odor, Carbon, Motor Protection Filter #7185ER	Exhaust Microfilters: Onyx #7095ER04 White #7095ER11 Rosso #7095ER12
FELIX Shoulder Strap #7158	15" Brush Roller #2838AM	12" Brush Roller #5010AM	SEBO FRESH 1 Pkg. of 5 #0496AM

SEBO AIRBELT D1 Kombi and D4 Premium

The two AIRBELT D models are powerful, full-size, ultra-quiet, canister vacuum cleaners with three on-board attachments, a giant 1.5-gallon bag, an unmatched 40-foot cord and 52-foot cleaning radius, protective rubber-coated wheels, a durable telescopic tube with quick-release connections, and a full bag or clog indicator. They also feature excellent filtration, and a one-of-a-kind LED indicator that enables suction power to be optically monitored. A unique tapered suction hose with a 320° rotating canister connection increases airflow velocity, minimizes clogs, improves maneuverability, and its soft-foam bumper protects the vacuum, furniture, and walls from scuffs and scratches.

The D1 Kombi is a straight-suction vacuum that includes a combination nozzle, with retractable bristles, for use on hard floors and rugs. However, the D4's commercial-quality ET-1 power head cleans both carpets and hard floors, has excellent pet hair removal, provides manual brush roller shut off, and the extension side of its L-shaped contour makes cleaning under counters easy. A parquet brush for cleaning hard floors with straight suction is also included. The ET-1 has a 3.5-inch horizontal cleaning profile, tool-free brush roller removal, and automatic shut off due to brush roller obstructions. The D4's suction adjustment switch is located on its ergonomically designed handle, which also provides users effortless control of the power head's 180° steering ability.

Standard Features on Page 4.



AIRBELT D4
Premium
Arctic White
with ET-1 and
Parquet Brush
#90641AM

Flat-to-the-floor, 3½-inch Profile – A low, cleaning-head profile makes reaching under furniture and beds easy!

Three Full-size, On-board Tools – A crevice tool, an upholstery nozzle, and a dusting brush are integrated into the canister body, so they are on-board and ready for use at all times. Also, many optional attachments are available.

Full-size Canister Vacuum – The AIRBELT D models are full-size canister vacuums that are larger, more powerful machines, offering a giant filter bag and an extra-long power cord.

Unmatched, 40-foot Cord and 52-foot Operating Range – Its cleaning radius is amazing! Large areas can be cleaned without changing electrical outlets. Plus, the seven-foot suction hose provides superb user and machine maneuverability.

Control-switch Cord Rewinder – Its super-long power cord rewinds by simply pressing a button.

Full Bag or Clog Indicator – When a full bag, clog in the airflow pathway, or an excessively dirty microfilter is detected, an indicator window turns orange and an airflow bypass valve opens. This prevents overheating and motor damage from a lack of adequate airflow.



AIRBELT D4
Premium
Black
with ET-1 and
Parquet Brush
#90640AM



AIRBELT D1
Kombi
Arctic White
with
Combinaton
Nozzle
#90601AM


Durable, Rotating, Suction-hose Connection – A brilliantly

designed hose-to-canister connection allows 320° rotation of the suction hose, providing easier user movement and machine maneuverability.



LED Suction-power Indicator – This

technology actually makes it possible for the user to optically monitor the vacuum's suction power. When using lower power settings, the LED light rotates slowly. When using higher power settings, the light rotates more quickly. When the power is set to standby mode, the light slowly blinks back and forth, left to right.



Patented AIRBELT Bumper – The soft, textile-covered, foam

bumper protects furniture, walls, and the vacuum itself from incurring scratches and scuffs during use. The bumper also diffuses exhaust air, which contributes to its ultra-quiet performance.



Four Rubber-coated Castor-wheels, Mounted on Bearings and Steel Axles –

The rubber-coated castor-wheels glide easily and gently over all floor types, providing exceptional maneuverability and protection of floor surfaces.



Convenient Parking and Storage Aids –

After the work is done, the suction hose and telescopic tube, with parquet brush or combination nozzle, can be firmly stored on the canister's underside (shown) or backside housing.



Giant, 1.5-gallon Filter Bag – The

large filter bag is convenient and economical because fewer bag changes are needed, and closing its built-in hygiene cap prevents dust from escaping during bag disposal.



Three-step, Hospital-grade Filtration – It features a

pre-motor filter, a three-layer Ultra Bag, an S-class exhaust microfilter, and a tightly-sealed casing, which prevents dirty air from escaping through its seams.

AIRBELT D1 Kombi

Kombi Nozzle but No Power Head – The D1 has a telescopic tube and suction hose without an integrated power cord, so it cannot accommodate an electric power head. Instead, it includes the straight-suction combination nozzle, with retractable bristles, to clean rugs and hard floors.

Suction Adjustment Switch on Canister Body – Because the D1 Kombi has a handle and hose without an integrated power cord, its suction adjustment switch is located on the canister body, not the handle.

AIRBELT D4 Premium

Durable Power Head with Manual Height Adjustment, Amazing Steering Ability, and Manual Brush Shut Off –

The D4 comes standard with the commercial-grade ET-1 power head, which is 12 inches wide, cleans both carpets and hard floors, easily removes pet hair, and offers four-level, manual brush height adjustment. To clean delicate rugs and hard floors with straight suction, the brush roller can be manually switched off. Its 180° steering ability provides amazing maneuverability.

Easy Brush Roller Removal, User Warning Lights, and Automatic Obstruction Shut Off – The ET-1 has easy, tool-free brush roller removal, a handy clog removal door, and a red warning light, with automatic shut off, for brush roller obstructions. Also, its warning light remains illuminated during use, when brush height is set too high for optimal cleaning, or when the brush roller should be replaced due to bristle wear.

Suction Adjustment Switch on Handle – The

D4's suction power can be adjusted on the hose handle, so upholstery can be cleaned with stronger suction, yet curtains can be gently vacuumed as well.



Attachments					
Included D4 Premium					
Included D1 Kombi					
	Optional Attachments				
Bags, Filters, Accessories and Wear Items					

SEBO AIRBELT E1 Kombi, E2 Turbo and E3 Premium

The three AIRBELT E models are powerful, ultra-quiet, lightweight, canister vacuum cleaners that offer innovative design, attractive contours, superb hospital-grade filtration, and an optimized internal airflow pathway that provides powerful suction performance. They feature a 37-foot cleaning radius, a large-capacity filter bag, three on-board attachments, rubber-coated wheels to protect floor surfaces, and a durable telescopic tube with quick-release connections. They also have a full bag or clog indicator, control-switch cord rewinder, and a soft-foam bumper that protects the vacuum, furniture, and walls from scuffs and scratches.

There are two straight-suction models that offer a choice of cleaning heads for use on hard floors and rugs. The E1 Kombi includes a combination nozzle with retractable bristles, and the E2 Turbo offers both an air-driven turbo head and a parquet brush. However, the E3 Premium offers the commercial-quality ET-1 power head that cleans both carpets and hard floors, has excellent pet hair removal, provides manual brush roller shut off, and the extension side of its L-shaped contour makes cleaning under counters easy. A parquet brush for cleaning hard floors with straight suction is also included. The E3's ergonomically designed handle includes the suction adjustment switch, and it provides user comfort and effortless control of the power head's 180° steering ability and super-low, 3.5-inch horizontal cleaning profile.

Standard Features on Page 4.

Flat-to-the-floor, 3½-inch Profile – A low, cleaning-head profile makes reaching under furniture and beds easy!

Mid-size Canister Vacuum – The AIRBELT E models are considered mid-size canister vacuums, which mean they are smaller, more compact machines that weigh about four pounds less than SEBO's D-model canisters.

Three Full-size, On-board Tools – A crevice tool, an upholstery nozzle, and a dusting brush are on-board and ready for use at all times. Also, many optional attachments are available that can be fitted to the telescopic tube or the hose handle.

Long, 25-foot Cord and 37-foot Operating Range – Its cleaning radius saves time because it can clean large areas without changing electrical outlets. Plus, the seven-foot suction hose provides superb user maneuverability.

Control-switch Cord Rewinder – The power cord rewinds by simply pressing a button.

AIRBELT E3 Premium Arctic White with ET-1 and Parquet Brush #91641AM



AIRBELT E3 Premium Red with ET-1 and Parquet Brush #91642AM



AIRBELT E3 Premium Graphite with ET-1 and Parquet Brush #91643AM



AIRBELT E1 Kombi Arctic White with Combination Nozzle #91602AM

AIRBELT E2 Turbo Dark Blue with Parquet Brush and Turbo Head #91620AM

Large-capacity Filter Bag – The .92-gallon filter bag is convenient and economical because fewer bag changes are needed, and closing its built-in hygiene cap prevents dust from escaping during bag removal or disposal.

Three Protective, Rubber-coated Wheels, Mounted on Steel Axles – The superb, rubber-coated castor-wheels glide easily and gently over all floor types, providing exceptional maneuverability and protection of floor surfaces.



Soft-start Feature – The vacuum’s gradual power-up capability extends motor life.

Convenient Parking and Storage Aids – After the work is done, the suction hose and telescopic tube, with parquet brush, turbo head, or combination nozzle, can be firmly stored on the canister’s underside or backside housing.

Full Bag or Clog Indicator – When a full bag, a clog in the airflow pathway, or an excessively dirty microfilter is detected, an indicator window, located on the canister body, turns orange and an airflow bypass valve opens. This feature prevents overheating and motor damage from a lack of adequate airflow.

Patented AIRBELT Bumper – The soft, textile-covered, foam bumper protects furniture, walls, and the vacuum itself from incurring scratches and scuffs during use. It also diffuses exhaust air, which contributes to its ultra-quiet performance.



Three-step, Hospital-grade Filtration – It features a pre-motor filter, a three-layer Ultra Bag, an S-class, exhaust microfilter, and a tightly-sealed casing.

AIRBELT E3 Premium

Durable Power Head with Manual Height Adjustment, Amazing Steering Ability, and Manual Brush Shut Off – The E3 comes

standard with the commercial-grade ET-1 power head, which easily removes pet hair, and cleans both carpets and hard floors. It is 12 inches wide and offers four-level, manual brush height adjustment. Also, to clean delicate rugs and hard floors with straight suction, the brush roller can be manually switched off. Its 180° steering ability provides amazing maneuverability.



Easy Brush Roller Removal, User Warning Lights, and Automatic Obstruction Shut Off – The ET-1 power head has easy, tool-free brush roller removal, a handy clog removal door, and a red warning light, with automatic shut off, for brush roller obstructions. Also, its warning light remains illuminated during use, when brush height is set too high for optimal cleaning, or when the brush roller should be replaced due to reaching maximum bristle wear.

Suction Adjustment on Handle. Tapered Suction Hose – The handle includes a slider switch that provides convenient suction control, for normal to more delicate cleaning tasks. Its unique tapered suction hose further increases airflow velocity and minimizes clogs.



AIRBELT E1 Kombi and E2 Turbo

The AIRBELT E1 and E2 models are straight-suction vacuums. Thus, they differ from the AIRBELT E3 as follows:

Turbo Head and Parquet Brush, or Kombi Nozzle, but No Power Head – The E1 and E2 models have telescopic tubes and suction hoses without integrated power cords, so they do not accommodate electric power heads. Instead, the E1 Kombi comes with only a combination nozzle, with retractable bristles, to clean hard floors and rugs. The E2 Turbo comes with an air-driven turbo head for rugs, and a parquet brush for hard floors.

Suction Adjustment Switch on Canister Body – Because the E1 and E2 models have hoses and telescopic tubes without power cords, their suction adjustment switches are located on the canister body, not the handle.

Attachments			
Included E3 Premium	ET-1 Power Head included with E3 models. Colors: Red, Arctic White and Graphite	Dusting Brush with Horsehair Bristles and Clip #6728ER	Parquet Brush #6391DA
	Upholstery Nozzle #8210GS	Crevice Tool #8066GS	
Included E1 Kombi	Crevice Tool #8066GS	Dusting Brush with Horsehair Bristles and Clip #6728ER	Kombi Nozzle #1397GS
		Upholstery Nozzle #8210GS	
Included E2 Turbo	Crevice Tool #8066GS	Parquet Brush #6391DA	TT-C Turbo Head #6780ER
	Upholstery Nozzle #8210GS	Dusting Brush with Horsehair Bristles and Clip #6728ER	
Optional Attachments	Radiator Brush #1496GS	Flat Upholstery Nozzle #1090HG	Hand-held Turbo Brush #6179ER
	20" Extension Wand #1084GS	9-Foot Extension Hose #1495AM	Wall and Floor Brush #1325GS
	Turn and Clean Parquet Brush #1325WS	Premium Parquet Brush #7200GS	
		Parquet Brush #6391DA	
		Kombi Nozzle #7260GS	TT-C Turbo Head #6780ER
Bags, Filters, Accessories and Wear Items			
8 Ultra Bags #8300AM	Filter Set #8322AM Includes a Pre-motor Filter and S-class, Exhaust Microfilter	12" Brush Roller #5010AM	
AIRBELT Cover Gray/Black #8221AM/01	AIRBELT Cover Stripes #8221AM/10	SEBO FRESH 1 Pkg. of 5 #0496AM	

SEBO AIRBELT K2 Kombi and K3 Premium

The two AIRBELT K models are ultra-quiet, lightweight, canister vacuum cleaners featuring three on-board attachments, a 37-foot cleaning radius, rubber-coated wheels to protect floor surfaces, and a durable telescopic tube with quick-release connections. They also have a full bag or clog indicator and a soft-foam bumper that protects the vacuum, furniture, and walls from scuffs and scratches.

The K2 Kombi has a straight-suction combination nozzle, with retractable bristles, for use on hard floors and rugs. However, the K3 Premium model offers the commercial-quality ET-1 power head that cleans both carpets and hard floors, has excellent pet hair removal, provides manual brush roller shut off, and the extension side of its L-shaped contour makes cleaning under counters easy. A parquet brush for cleaning hard floors with straight suction is also included. And the K3's ergonomically-designed handle, which includes the suction adjustment switch, provides user comfort and effortless control of the power head's 180° steering ability and super-low 3.5-inch horizontal cleaning profile.

Standard Features on Page 4.

AIRBELT K3
Premium
Red
with ET-1 and
Parquet Brush
#9687AM



Flat-to-the-floor, 3½-inch Profile – A low, cleaning-head profile makes reaching under furniture and beds easy!

Mid-size Canister Vacuum with Large Filter Bag – The K models are considered mid-size canister vacuums, which mean they are smaller, more compact machines. They have a .8-gallon filter bag and weigh about four pounds less than SEBO's D-model canisters.

Three On-board Tools – The K canisters come with a full-size crevice tool and dusting brush, and a mid-size upholstery nozzle. Also, many optional attachments are available that can be fitted to the telescopic tube or the hose handle.

Three-step, Hospital-grade Filtration – The K machines feature an S-class, pre-motor microfilter, a three-layer Ultra Bag, an exhaust filter, and a tightly-sealed casing, which prevents dirty air from escaping through its seams.



AIRBELT K3
Premium
Black
with ET-1 and
Parquet Brush
#9688AM

AIRBELT K2
Kombi
Dark Blue
with Combination
Nozzle
#9679AM



Long, 25-foot Power Cord and 37-foot Operating Range – Its cleaning radius saves time because it can clean large areas without changing electrical outlets. Plus, the seven-foot suction hose provides superb user maneuverability.

Convenient Parking and Storage Aids – After the work is done, the suction hose and telescopic tube, with parquet brush or combination nozzle, can be firmly stored on the canister's underside or backside housing.



Tug and Retract Cord Rewinder – The K models offer a "tug and retract" cord rewriter, instead of a control-switch rewriter, which is the type offered on the AIRBELT D and E models.

Full Bag or Clog Light – When a full bag, a clog in the airflow pathway, or an excessively dirty microfilter is detected, an orange warning light located on the canister body illuminates and an airflow bypass valve opens. This feature prevents overheating and motor damage from a lack of adequate airflow.

Protective, Rubber-coated Wheels – The superb castor-wheels glide easily and gently over all floor types, providing exceptional maneuverability and protection of floor surfaces.

Patented AIRBELT Bumper – The soft, textile-covered, foam bumper protects furniture, walls, and the vacuum itself from incurring scratches and scuffs during use. It also diffuses exhaust air, which contributes to its ultra-quiet performance.



AIRBELT K3 Premium

Durable Power Head with Manual Height Adjustment, Amazing Steering Ability, and Manual Brush Roller Shut Off – The K3 model comes standard with the commercial-grade ET-1 power head, which effectively cleans both carpets and hard floors, and easily removes pet hair. It is 12 inches wide and offers four-level, manual brush height adjustment. To clean delicate rugs and hard floors with straight suction, the brush roller can be manually switched off. And its 180° steering ability provides amazing maneuverability.

Easy Brush Roller Removal, User Warning Lights, and Automatic Obstruction Shut Off – The ET-1 power head has easy, tool-free brush roller removal, a handy clog removal door, and a red warning light, with automatic shut off, for brush roller obstructions. Also, its warning light remains illuminated during use, when brush height is set too high for optimal cleaning, or when the brush roller should be replaced due to reaching maximum bristle wear.

Suction Adjustment Switch on Handle – The vacuum's suction power can be adjusted from 0 to 1,250 watts by a slider switch located on the handle, providing convenient suction control for normal to more delicate cleaning tasks.







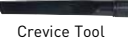























AIRBELT K2 Kombi

The K2 Kombi is a straight-suction vacuum. Thus, it differs from the K3 Premium as follows:

Kombi Nozzle, but No Power Head – The K2 Kombi has a telescopic tube and suction hose without an integrated power cord, so it does not accommodate an electric power head. The K2 Kombi comes with only a combination nozzle, with retractable bristles, to clean hard floors and rugs.

Suction Adjustment Switch on Canister Body – Because the K2 Kombi has a hose and telescopic tube without a power cord, the suction adjustment switch is located on the canister body, not the handle.



Attachments			
Included K3 Premium  ET-1 Power Head included with K3 models. Colors: Black or Red.	 Upholstery Nozzle #6627GS	 Crevice Tool #1092GS	 Parquet Brush #6391DA
Included K2 Kombi  Crevice Tool #1092GS	 Dusting Brush with Horsehair Bristles #1387GS	 Upholstery Nozzle #6627GS	 Kombi Nozzle #1397GS
Optional Attachments  Radiator Brush #1496GS	 Flat Upholstery Nozzle #1090HG	 Hand-held Turbo Brush #6179ER	 20" Extension Wand #1084GS
 Turn and Clean Parquet Brush #1325WS	 9-Foot Extension Hose #1495AM	 Wall and Floor Brush #1325GS	 Premium Parquet Brush #7200GS
 Kombi Nozzle #7260GS	 Parquet Brush #6391DA	 TT-C Turbo Head #6780ER	
Bags, Filters, Accessories and Wear Items			
 8 Ultra Bags* #6629AM	 S-class, Pre-motor Microfilter* #6191AM	 Exhaust Filter* #6608AM	 Filter Set #6696AM
*All three items are also available as a Service Box #6695AM, containing 8 Ultra Bags, an Exhaust Filter, and an S-class, Pre-motor Microfilter.		 HEPA Service Box #6431ER contains 8 Ultra Bags, an Exhaust Filter, and a HEPA, Pre-motor Microfilter.	 SEBO FRESH 1 Pkg. of 5 #0496AM
 12" Brush Roller #5010AM	 AIRBELT Cover Dark Gray #6047AM/01	 AIRBELT Cover Black/Silver #6047AM/07	

SEBO ET POWER HEADS and CENTRAL VACUUM WAND

ET power heads are recognized worldwide as the most durable, reliable, and best designed on the market. The 12-inch ET-1 and 15-inch ET-2 are virtually maintenance free, offer amazing 180° steering ability, have four-level manual height adjustment, and feature an obstruction warning light with automatic shut-off that is designed to protect the motor, belts, and carpets from damage. The warning light also illuminates when brush height is set too high for optimal cleaning or when the brush roller's bristles are worn.

They effectively clean both carpets and hard floors, provide excellent pet hair removal, and the brush roller can be manually switched off for straight-suction cleaning of delicate rugs. In addition, the extension side of its L-shaped contour makes cleaning under counters easy. Removing the brush roller is simple and no tools are required, so it can be quickly cleaned or replaced, which ensures consistently effective brush agitation of the carpet pile. By adding a special telescopic wand, ET power heads can be connected to most central vacuum handle and hose units.



Four-level, Manual Height Adjustment and Two Widths, with Amazing Steering Ability and Manual Brush-roller Shut Off – The ET-1 is 12 inches wide and has a 10½-inch cleaning path. The ET-2 is 15 inches wide and has a 13-inch cleaning path. They are commercial-grade power heads that effectively clean both carpets and hard floors, easily remove pet hair, and have four-level, manual brush height adjustment. To clean delicate rugs and hard floors with straight suction, the ET's brush roller can be manually switched off. Also, its 180° steering ability provides amazing maneuverability.

Easy Brush Roller Removal, User Warning Lights, and Automatic Obstruction Shut Off – The ET power head also has easy, tool-free brush roller removal, a convenient clog removal door, and a red user warning light, with automatic shut off, for brush roller obstructions. This prevents the belt from breaking, and protects the motor and carpet from damage. Its warning light also remains illuminated during use, when brush height is set too high for optimal cleaning, or when the brush roller should be replaced due to reaching maximum bristle wear.




Press Button and Rotate Cap for Easy Brush Removal



Easy Maintenance with Clog Clean-out Door



Power Heads are Available with or without On/Off Switch



180° Rotating Swivel Neck



Rubber-coated Wheels



Four-level Brush Adjustment



Automatic Obstruction Shut-off Indicator



Central Vacuum Wand - This special wand fits into the unique swivel-neck diameter of ET-1 and ET-2 power heads, so they can be connected to most central vacuum handle and hose units. The telescopic wand can be adjusted from 24" to 37" in length, to accommodate the correct operating height of individual users. It's made of stainless steel and high-quality plastic that is durable and reliable.

Central Vacuum Wand Adapter - This device fits into the swivel neck of ET-1 and ET-2 power heads and can attach to most existing central vacuum wands, if keeping an existing telescopic wand is desired.



Central Vacuum Wand #6372CA
Compatible with SEBO ET Power Heads

Central Vacuum Wand Adapter #2780AM



Brush Rollers



ET-1 Brush Roller #5010AM



ET-2 Brush Roller #2838AM

SEBO ATTACHMENTS and ACCESSORIES

SEBO's attachments and accessory items effectively clean floors, furniture, and those hard-to-reach places. They are durable and made of high-quality plastic that will last a lifetime with simple maintenance. The kombi nozzles and parquet brushes have replaceable bristle strips. The turbo nozzles have removable brush rollers for easy cleaning or replacement. Please refer to the appropriate model-specific chart when purchasing your attachments and accessory items. These items fit only SEBO machines; however, an adapter to non-SEBO attachments is available.

Kombi Nozzle
#1397GS



Wall and Floor Brush
#1325GS



Kombi Nozzle
#7260GS



Turn and Clean
Parquet Brush
#1325WS



TT-C Turbo Head
#6780ER



Friction-fit
Parquet Brush
#1359GS



Premium
Parquet Brush
#7200GS



Parquet Brush
#6391DA



Hand-held
Turbo Brush
#6179ER





Upholstery Nozzle
#8142GS



Upholstery Nozzle
#6627GS



Upholstery Nozzle
#1491SW



Upholstery Nozzle
#1491GS



Upholstery Nozzle
#1491JE



Flat Upholstery Nozzle
#1090HG



Upholstery Nozzle
#8210GS



Radiator Brush
#1496GS



Dusting Brush with Nylon Bristles
#1329GS



Dusting Brush with Large
Opening and
Nylon Bristles
#1094GS



Dusting Brush
for D series
#8146ER



Dusting Brush
with Horsehair Bristles
#1387GS



Crevice Tool
#1092JE



Crevice Tool
#1092SW



Crevice Tool
#1092GS



Crevice Tool
#8066GS



Shoulder Strap for
FELIX (on bag housing)
#7158



SEBO Adapter to
Non-SEBO
Attachment
#1766PL



Attachment Clip for
FELIX
Rosso
#7097GS



Attachment Clip for
FELIX
Onyx
#7097SW



Attachment Clip for
FELIX
Arctic White
#7097WE



Clip for K Dusting
Brush
#6694GS



Mounting Clip for X
and G Dusting Brush
#5460GS



9-Foot Extension Hose
#1495AM



20" Extension Wand
#1084GS

SEBO DISCO FLOOR POLISHER HEAD

The DISCO floor polisher is lightweight, easy to operate, and very low cost compared to alternative polishing machines. It features a new floor-pad technology that provides a high-gloss shine to many types of hard floors without the use of water, chemicals or polishing sands. And its drive disc has instantaneous height adjustment, along with automatic shut off caused by disc obstructions or suction blockages. The DISCO attaches to the SEBO FELIX vacuum cleaner; therefore, it has a suction capability that simultaneously removes the fine dust created during the polishing process. The DISCO is truly a revolution in hard-floor care!

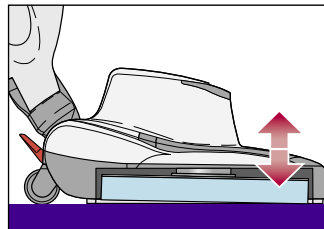
DISCO FEATURES INCLUDE:

- Quick and easy pad-change mechanism.
- Automatic height adjustment of the floor pad, in relation to the floor surface, ensures consistent and optimal performance.
- Automatic safety shut off caused by disc obstructions or suction blockages.
- Lightweight, low-cost, commercial-grade machine.
- Bumpers to protect walls, furniture and the polisher.
- Three rubber-coated wheels to protect floor surfaces.
- Agile and easy to use, due to a highly maneuverable, 180° steering mechanism and high-quality castors.
- Convenient machine width of 13 inches and a polishing path of 11½ inches.
- The complete modular system includes a vacuum cleaner and a hard-floor polisher.
- Immediate retention of polishing dust by the suction unit.
- Reinforced drive disc that provides optimal floor contact and a speed of 2,000 rpm.

FELIX 1 Premium
Onyx
#9807AM
with DISCO
Polisher Head
Onyx
#9433AM



Automatic Height Adjustment
of Floor Pad




DISCO Onyx
#9433AM



The DISCO Floor Polisher – This attachment introduces a new sophisticated and highly efficient floor-pad technology that produces a high-gloss effect without the use of water, chemicals or polishing sands. The new technology achieves its results by using four different floor pads, each of which is designed to accomplish distinctly different tasks. The pads are color-coded to assure proper selection. In addition, they are highly abrasion resistant and have a life expectancy of over 100,000 square feet.

The DISCO is usually suitable for the following types of floors:

- PVC (coated or uncoated vinyl or vinyl composite tiles).
- Natural stone, such as granite, marble or terrazzo.
- Acrylic or polyurethane-coated floors.
- Hardwood with oil or varnish finishes.
- Hardwood or other floors with soft-coated finishes, like wax (use the blue floor pad only).



The Red, Yellow and Green Floor Pads – These three polishing pads restore the shine of dull, scratched and scuffed, hard-floor surfaces without the use of water, chemicals or polishing sands. The pads do the work using the following three-step procedure (soft coatings should not be present):

- **Step One. The Red Floor Pad** – removes the deepest or most visible scratches and smoothes the floor surface. Thus, it prepares the floor for the yellow pad.
- **Step Two. The Yellow Floor Pad** – restores a higher gloss finish and prepares the floor surface for the green pad.
- **Step Three. The Green Floor Pad** – creates the final gloss finish in the “three-step process,” and it is suitable for daily use to maintain the floor’s high-gloss finish.

The Blue Floor Pad – It is designed to maintain soft coatings, like wax, on hard floors, and it is suitable for daily use as well. It should be used along with a typical floor wax suitable for the specific floor surface or recommended by the flooring manufacturer. And because the DISCO has suction ability while polishing, it removes the fine dust from fully dried floor-wax products.

Usually, maintaining the shine of hard floors is difficult, due to the following problems:

- Small and medium-size, furnished, hard-floor areas do not easily accommodate typical polishers.
- Big, heavy, hard-floor polishing machines are difficult to use, require trained staff and are expensive.
- Regular maintenance of hard floors is costly and time consuming.
- Typical hard-floor polishers have limited flexibility and mobility.
- Most hard-floor polishers cannot reach small areas.
- Correct use of floor-care chemicals and polishing sands is difficult and requires sophisticated knowledge.

The DISCO Polisher is the solution to all of these problems, and it is built to commercial-quality standards!

*** PLEASE NOTE:** Suitability of all floor surfaces should first be determined by consulting the manufacturer recommendations, and then by testing the DISCO and its four pads in an inconspicuous spot. If floor damage occurs, immediately discontinue use.

The DISCO is NOT suitable for the following types of floors:

- Any floor on which a shiny finish is not desired.
- Glazed, ceramic and porcelain tiles, or porous tiles such as terracotta or slate.
- Cushioned vinyl, linoleum, laminate, and any floor types that are poorly bonded to the sub-floor.
- All floors with textured or uneven surfaces or tiles with raised edges.
- Floors with maintenance-free coatings, floors in which acceptability of the polisher is uncertain, or when polisher use is contrary to manufacturer recommendations.



SEBO duo DRY CLEANING SYSTEM

SEBO's duo Cleaning System effectively removes stains and cleans large and small carpeted areas, rugs and upholstery, without using water! The duo-P Powder and specialized Brush Machine can quickly clean a room or house full of carpeting! In addition, the duo Daisy or Hand Brush quickly cleans high-traffic areas, stairs, automobiles, RVs and boats. This do-it-yourself, dry-cleaning system is highly effective, easy to use, saves time and money, and avoids potential carpet damage caused by some wet-cleaning methods.

The duo Cleaning System consists of the following four components, which are all sold separately:

- 1) duo-P Carpet and Upholstery Cleaning Powder.
- 2) duo Brush Machine for cleaning large carpeted areas.
- 3) duo Daisy Brush for cleaning small to medium-size carpeted areas, like hallways.
- 4) duo Hand Brush for cleaning upholstery, stairs, hard-to-reach areas, cars and RVs.

Advantages of using the duo System are:

- Do-it-yourself, dry carpet cleaning is highly effective, easy to do, and saves time and money.
- Almost immediate use of the carpet or upholstery.
- Eliminates dust mite allergens.
- No need to move furniture and easily cleans stairs.
- No detergent residue.
- A built-in fiber protector helps to prevent future stains.
- Avoids potential damage caused by some wet-cleaning methods.
- No carpet shrinking or mildew.



duo Daisy Brush
#CD100AM

SEBO duo
Brush Machine
#9401AM



duo Hand Brush
#6392

duo-P Clean Box
with built-in Spot Brush.
Contains one 1.1 lb. bag.
#0478AM



Refill package contains five, 1.1 lb. refill
bags. Each single 1.1 lb. pack can
clean up to 250 square feet of carpet.
#0472AM



FOUR EASY STEPS

Step One



Apply duo-P Cleaning Powder.

Step Two



Spot-clean stubborn stains. (Older or more stubborn stains may require additional treatments.)

Step Three



Brush in the duo-P Powder with the duo Brush Machine, Daisy, or Hand Brush.

Step Four



Vacuum when dry, usually after 30 to 60 minutes.

duo-P Powder Cleans Carpet and Upholstery – This amazing powder cleans carpet and upholstery to like-new condition and removes even the most stubborn stains! It is made of polyurethane granules that are moistened with a cleaner, and is environmentally friendly and safe to use. And, unlike other cleaning powders, no “pre-spray” is needed. (After opening, tightly seal partially used packages to maintain moisture.)



When the powder is worked into the carpet fibers, the moistened, sponge-like granules lift soil and stains out. Within 30 to 60 minutes, the powder is dry and is removed by vacuuming, leaving the carpet or upholstery clean, dry, and ready for use.

Because this is a dry-cleaning process, duo-P Powder will not promote the growth of mold and fungus in your carpet and pad. And the GAF allergy research center in Germany found that six months after a single cleaning with duo-P, seven out of ten carpets remained free of dust mite allergens.

duo Brush Machine Cleans Large Carpeted Areas – SEBO's duo Brush Machine features two spinning brushes that open the carpet pile, enabling the duo-P Powder to clean each fiber. Weighing only 11 pounds, it is lightweight and easy to use. And with a brush-path width of 12½ inches, a room or entire house of carpet can be quickly cleaned.

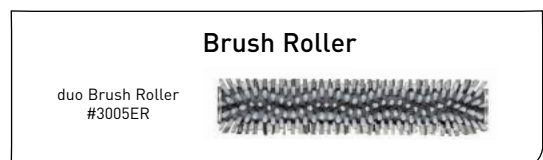


duo Daisy and Hand Brushes Provide Quick, Convenient Cleaning – These items are necessities!

The Daisy is a single brush and is not motorized. However, it is the ultimate in convenience because, with its adjustable handle and very light weight, one can work in a comfortable, upright position and clean both small and medium-size carpeted areas, such as hallways or an entire room. The Daisy even offers two brush bristle options for different types of carpet: easy or aggressive. Its adjustable handle accommodates user height preferences and enables it to be stored in small spaces. The duo Hand Brush can be used to clean small areas of carpet and upholstery in homes, cars, boats and RVs.



Why Use Dry Cleaning? – Some wet-cleaning methods inject water and detergent into the carpet pile under pressure, and an extractor is used to collect the liquid and dissolved soil. However, many rental and do-it-yourself machines only remove 50% of the dirty water, so much of the remaining water soaks into the pad. Often, this amount of moisture will cause deterioration of the carpet backing, and a wet carpet may take 8 to 36 hours to dry, depending on humidity. That is long enough for mold spores to grow. Also, carpets may re-soil quickly because of residual detergent, and spots may reappear in a short period of time, as the moisture and dissolved soil “wicks up” through the carpet fibers.



TECHNICAL SPECIFICATIONS

AUTOMATIC X



ESSENTIAL G



MECHANICAL



COMFORT



FELIX



SPECIFICATIONS

Suction Motor	1300 Watts	1300 Watts	1000 Watts	1300 Watts	1300 Watts
Brush Motor	n/a	n/a	n/a	175 Watts	175/200 Watts
Airflow (motor rating)	103.8 CFM	103.8 CFM	106 CFM	110 CFM	102 CFM
Water Lift (motor rating)	92 in.	92.5 in.	91 in.	92 in.	90 in.
Belt Guarantee	Lifetime	5 Years	5 Years	5 Years	5 Years
Height Adjustment	Electronic	Manual	Manual	Manual	Manual
Suction Motor Protection	Electronic	Electronic	Mechanical	Thermal	Thermal
Bag Capacity	1.4 gal.	1.4 gal.	1.4 gal.	1.4 gal.	.92 gal.
Handle Weight	1.5 lbs.	1.5 lbs.	1.5 lbs.	3 lbs.	3 lbs.
Body Weight	16.7/16.9 lbs.	16.9/17.1 lbs.	19.5/20 lbs.	19 lbs.	15.4 lbs.
Variable Suction Control	No	No	No	No	Yes
Bare Floor Cleaning	Yes	Yes	Yes	Yes	Yes
Dusting Brush Included	Yes	Yes	Yes	Yes	No
Cleaning Wand Included	Yes	Yes	Yes	Yes	No
Cord Length/Range	40 ft.	40 ft.	39 ft.	39 ft.	31 ft.
Power Head Width	12 in./15 in.	12 in./15 in.	12 in./14 in.	14 in.	12 in./15 in.
Hose Length	6 ft.	6 ft.	6 ft.	6 ft.	6 ft.
S-class Filtration	Yes	Yes	Yes	Yes	Yes
Adjustable Handle	No	No	No	No	Yes
HEPA Filtration Available	Yes	Yes	Yes	No	No
Use Without Power Head	No	No	No	No	Yes
Brush Height Settings	Automatic	4	4	4	4
Brush Wear Compensation	Automatic	Manual	Manual	Manual	Manual
Brush Speed	3100 RPM	3100 RPM	3200 RPM	2700 RPM	2700 RPM
Sound Level	69 dBA	69 dBA	76 dBA	69 dBA	68 dBA

SPECIFICATIONS



Suction Motor	1250 Watts	1200 Watts	1250 Watts	n/a
Brush Motor	175/200 Watts	175 Watts	175 Watts	200 Watts
Airflow (motor rating)	120 CFM	120 CFM	120 CFM	n/a
Water Lift (motor rating)	95 in.	95 in.	95 in.	n/a
Belt Guarantee	5 Years	5 Years	5 Years	5 Years
Height Adjustment	Manual	Manual	Manual	Floating
Suction Motor Protection	Thermal	Thermal	Thermal	n/a
Bag Capacity	1.5 gal.	.92 gal.	.8 gal.	n/a
Handle Weight	1.5 lbs.	1.5 lbs.	1.5 lbs.	0.8 lbs.
Body Weight	15.9 lbs.	11.4 lbs.	12 lbs.	11 lbs.
Variable Suction Control	Yes	Yes	Yes	n/a
Bare Floor Cleaning	Yes	Yes	Yes	n/a
Dusting Brush Included	Yes	Yes	Yes	n/a
Cleaning Wand Included	Yes	Yes	Yes	n/a
Cord Length/Range	40 ft./52 ft.	25 ft./37 ft.	25 ft./37 ft.	40 ft.
Power Head Width	12 in./15 in.	12 in.	12 in.	14 in.
Hose Length	7 ft.	7 ft.	7 ft.	n/a
S-class Filtration	Yes	Yes	Yes	n/a
Adjustable Handle	Yes	Yes	Yes	No
HEPA Filtration Available	No	No	Yes	n/a
Use Without Power Head	Yes	Yes	Yes	n/a
Brush Height Settings	4	4	4	Floating
Brush Wear Compensator	Manual	Manual	Manual	No
Brush Speed	2700 RPM	2700 RPM	2700 RPM	400 RPM
Sound Level	63 dBA	E1,2 58 dBA/E3 62 dBA	63 dBA	n/a

Authorized SEBO Dealer:



SEBO America, LLC • 7472 S. Tucson Way, Suite 190, Centennial, CO 80112 • 800-334-6614